



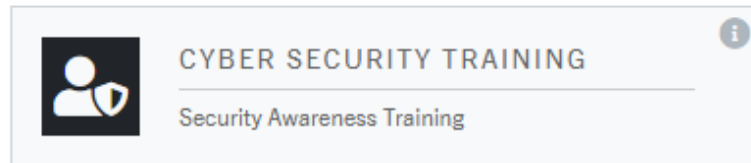
FERPA Training Module

Overview

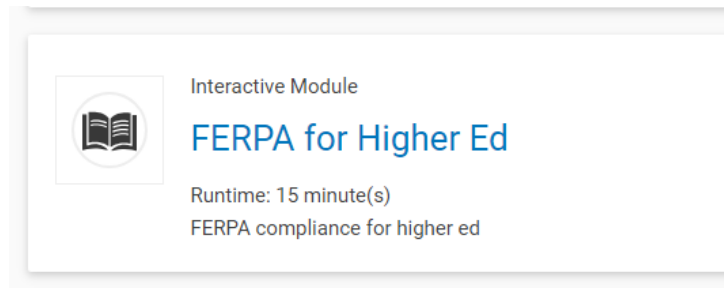
This guide will cover how to complete your FERPA training by completing the training module.

Process

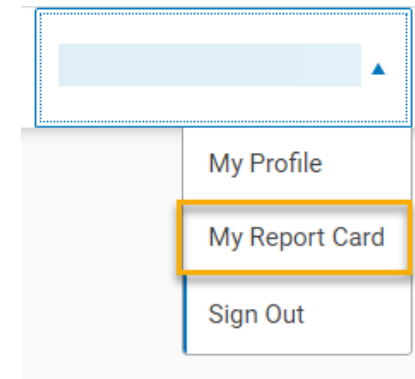
1. Log into your [MySCU portal](#).
2. Click on the *Cyber Security Training* tile.



3. Your *Security Education Platform* will appear. Locate the interactive module titled *FERPA for Higher Ed*.



4. Once you have completed the training module you can see your report card by clicking on your name in the top right of the screen and selecting *My Report Card*.



5. You can locate the training module under the *Score by Module* section.

FERPA for Higher Ed	92%	92%
---------------------	-----	-----